

Species – Horse

Module – Patterns/Markings

Targeting Life Skills

Beginner

- Learning to Learn
- Intermediate**
- Decision making
- Critical Thinking

Seniors

- Critical Thinking
- Communication

Learning Objectives

Beginner

- Identify the following face and/or leg markings of the horse: Star, Snip, Stripe, Blaze, Sock and Stocking.

Intermediate

- Identify the following face and/or leg markings: Star, Snip, Stripe, Blaze, Bald Face, Sock, Stocking, Coronet, and Pastern.

Seniors

- Identify the following face and/or leg markings and coat patterns: Star, Snip, Stripe, Blaze, Bald Face, Sock, Stocking, Coronet, Pastern, and Heel, as well as Tobiano, Overo, Tovero, Leopard, and Blanket coat patterns.
- Explain to other club members or leaders the differences between the Pinto coat patterns and leg markings.
- Teach the Beginner members about basic markings.

Learning Activities

Age Level	Learning Activities	Materials Needed	Source
Beginner	<ul style="list-style-type: none"> • Identify basic coat colors using horse patterns and markings in the Alberta Horse Reference Manual. • Horse markings activity sheet 	<ul style="list-style-type: none"> • 4 copies of horse face drawing for each member (original drawing provided in kit) • 2 copies of horse leg drawing for each member (original drawing provided in kit) • Crayons/markers 	<u>KHVCR</u> <u>Alberta Horse Reference Manual</u> pp. 33-46 <u>Equine Science</u> pp. 29-31
Intermediate	<ul style="list-style-type: none"> • Identify various horse markings using the Alberta Horse Reference Manual • Magazine clippings activity 	<ul style="list-style-type: none"> • Poster board • Various Horse Magazines or Internet photos • Scissors • Glue • Markers 	<u>Alberta Horse Reference Manual</u> pp. 33-46 <u>Equine Science</u> pp. 29-31

Age Level	Learning Activities	Materials Needed	Source
Senior	<ul style="list-style-type: none"> • Practice communication/teaching skills by assisting intermediate members with the labeling of their horse posters • Horse markings flash cards activity 	<ul style="list-style-type: none"> • Magazine clipping activity – horse marking posters from intermediate members • Markers • (Straight edge) • Prepared list of markings and explanations • List of markings • List of marking explanations 	<p><u>Alberta Horse Reference Manual</u> pp.33-46</p> <p><u>KHVCR</u></p> <p><u>Equine Science</u> pp. 35-53</p>

Time Requirement

- 30-45 minutes for classroom learning objectives

Best Location

- During club meeting







References

- Alberta Horse Reference Manual
- Equine Science
- KHVCR Kit
- KHVCR Manual

Horse Markings Activity Sheet


Beginner Level

Using the six drawings below, draw and color in the specified face and leg markings.

<p>Star</p> 	<p>Snip</p> 
<p>Stripe</p> 	<p>Blaze</p> 
<p>Sock</p> 	<p>Stocking</p> 

Leaders:

Duplicate the following picture for activities relating to horse markings.



Magazine Clippings Activity

Intermediate Level

Materials Needed:

Various horse magazines, pictures from the Internet, poster board, scissors, glue, and markers

Activity:

Download and print pictures from the Internet and/or skim through the horse magazines to find horses with various leg and face markings. Make a collection by cutting out the pictures and gluing them onto the poster board. The horse markings should include star, snip, stripe, blaze, bald face, sock, stocking, coronet, and pastern.

Work with the senior members or leader to correctly identify and label the different markings of horses in the pictures.

Magazine Clippings Activity

Senior Level

Materials Needed:

Horse marking posters from intermediate members, markers, and straight-edge (optional)

Activity:

Use reference material to help intermediate members label their horse markings posters in a friendly and educational manner. Show the intermediate members where you are labeling each picture and explain the markings to them.

Horse Marking Flash Card Activity

Senior Level

Copy the horse marking/pattern flash cards and their description cards on cardstock. Cut the name cards and description cards apart and laminate them. Use these flash cards to play matching games (match the name cards with the correct marking/pattern description card).

Star	Snip
Stripe	Blaze
Bald Face	Sock
Stocking	Coronet
Pastern	Heel
Tobiano	Overo
Tovero	Leopard
Blanket	Snowflake

Horse Marking Flash Card Activity

Senior Level

A small white mark on the forehead	A small white spot on the nose
A narrow white mark down the face anywhere between eyes and nostrils	A wide white mark down the face from the forehead down to the nostrils
A very broad blaze - can extend out around the eyes and down to the upper lip and around the nostrils and/or past the eyes	White to halfway up the cannon bone
White up to the hock or knee	White strip covering the coronet band
White extends from coronet to and including the fetlock	White spot on the bulb of the heel
Paint pattern where the white is over the back and up the legs, and the head is marked normally	Paint pattern where the color is over the back and on the legs, and lots of white is on the head
Paint pattern where the horse displays both Overo and Tobiano characteristics	Appaloosa coat pattern where the base coat is white with dark spots scattered over the body
Appaloosa coat pattern where the base coat is solid or roan-colored with a large, irregular patch of white over the hindquarters	Appaloosa coat pattern where the base coat is dark with white spots over the hindquarters and/or body

Horse Marking Flash Card Activity

Senior Level

Answer Key

Star	Snip
A small white mark on the forehead	A small white spot on the nose
Stripe	Blaze
A narrow white mark down the face anywhere between eyes and nostrils	A wide white mark down the face from the forehead down to the nostrils
Bald Face	Sock
A very broad blaze - can extend out around the eyes and down to the upper lip and around the nostrils and/or past the eyes	White to halfway up the cannon bone
Stocking	Coronet
White up to the hock or knee	White strip covering the coronet band
Pastern	Heel
White extends from coronet to and including the fetlock	White spot on the bulb of the heel
Tobiano	Overo
Paint pattern where the white is over the back and up the legs, and the head is marked normally	Paint pattern where the color is over the back and on the legs, and lots of white is on the head
Tovero	Leopard
Paint pattern where the horse displays both Overo and Tobiano characteristics	Appaloosa coat pattern where the base coat is white with dark spots scattered over the body
Blanket	Snowflake
Appaloosa coat pattern where the base coat is solid or roan-colored with a large, irregular patch of white over the hindquarters	Appaloosa coat pattern where the base coat is dark with white spots over the hindquarters and/or body

